

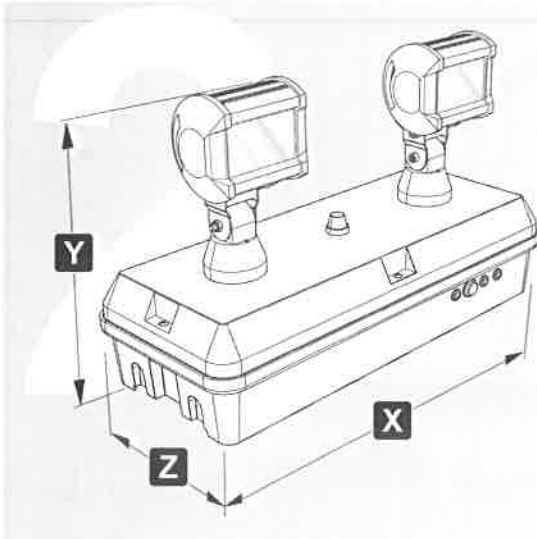
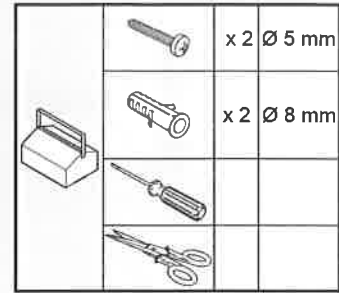
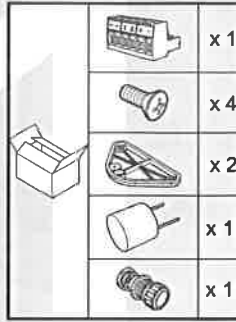
SMARTDUO D3

IP65  

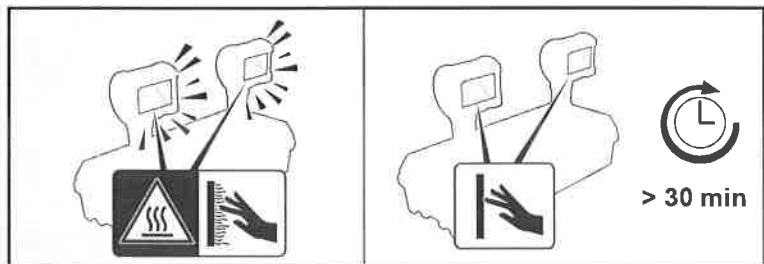
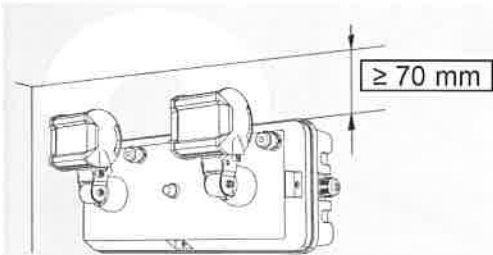
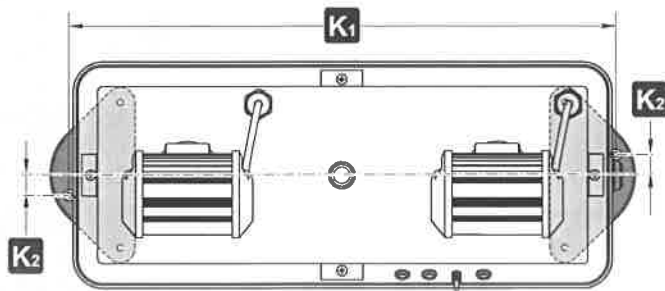


OVA48060

Schneider
Electric



X	Y	Z	K ₁	K ₂
400	253	170	406	15



ATTENZIONE / CAUTION / ATTENTION

SUPERFICIE CALDA QUANDO I FARI SONO ACCESI

- Scollegare l'alimentazione principale dopo che le luci si sono SPENTE, attendere 30' prima di toccare i fari.
- Non toccare il vetro quando i fari sono ACCESI.

Temperatura SUL vetro > 60°C.

HOT SURFACE WHEN LIGHTS ARE ON

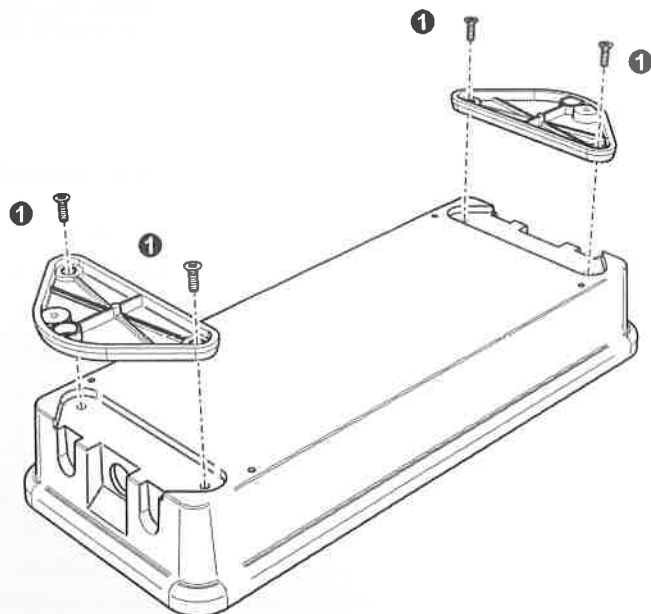
- Disconnect the main power supply after the lights are OFF, wait 30' before touching the headlights.
- Do not touch the glass when the headlights are ON.

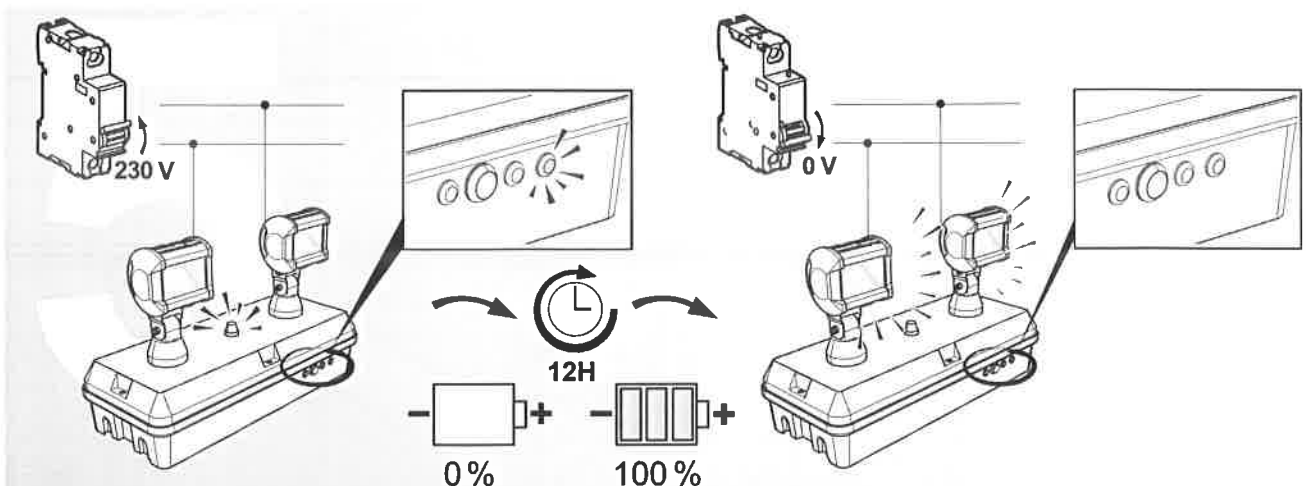
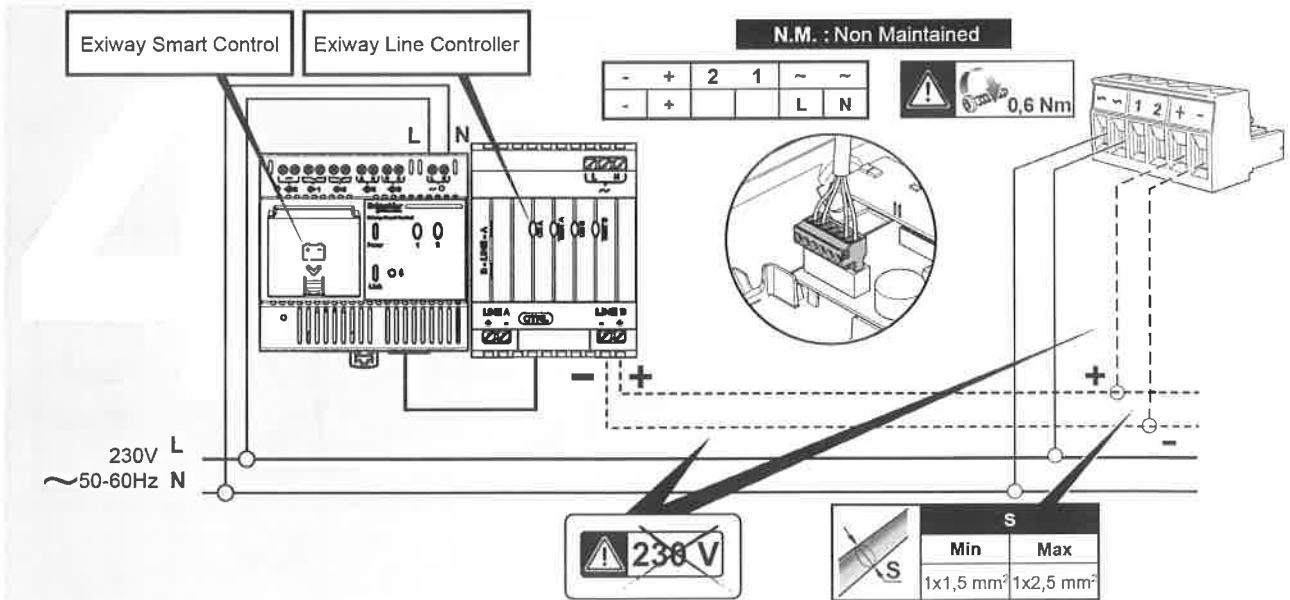
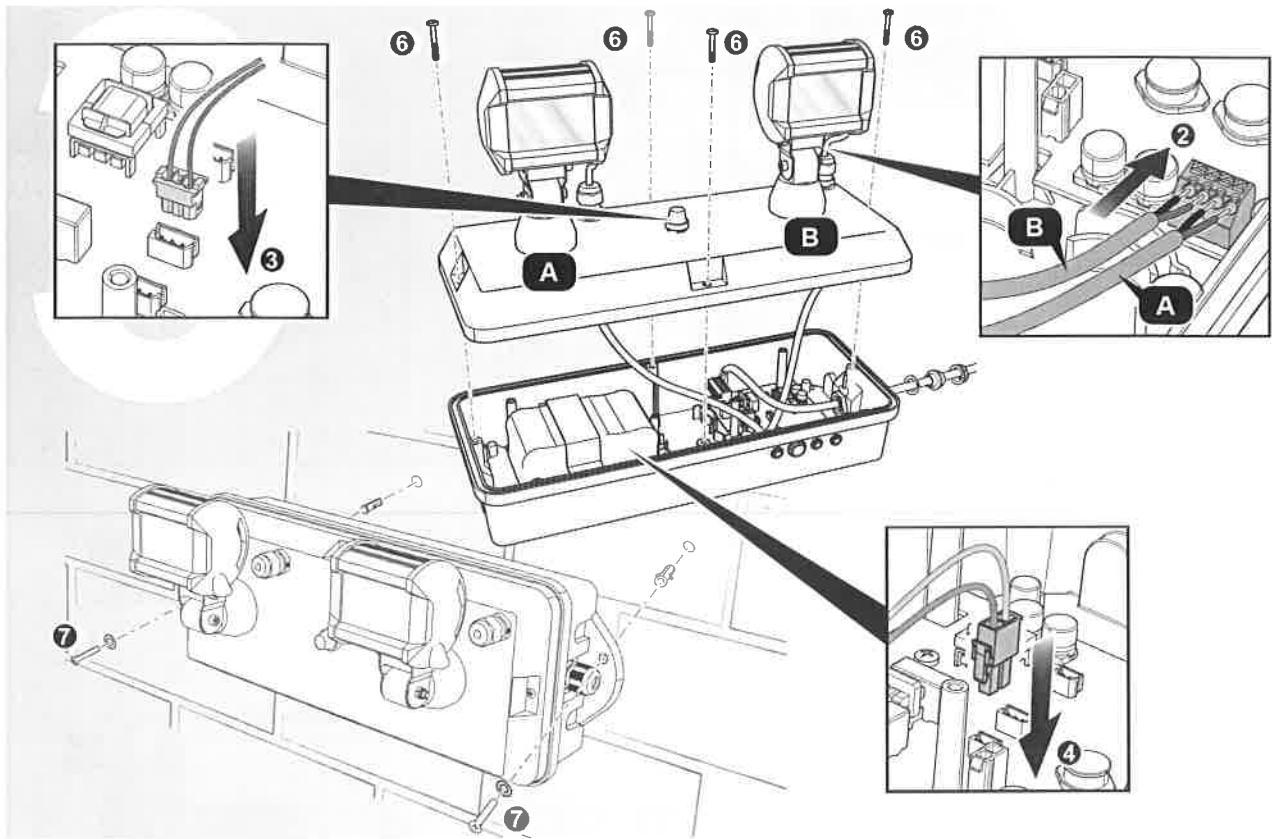
Temperature ON the glass > 60°C.

SURFACE CHAUDE LORSQUE LES PHARES SONT ALLUMÉS

- Débrancher l'alimentation principale après que les lumières se soient ETEINTES, attendre 30' avant de toucher les phares.
- Ne pas toucher le verre lorsque les phares sont ALLUMÉS.

Température SUR le verre > 60°C.

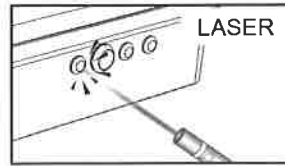
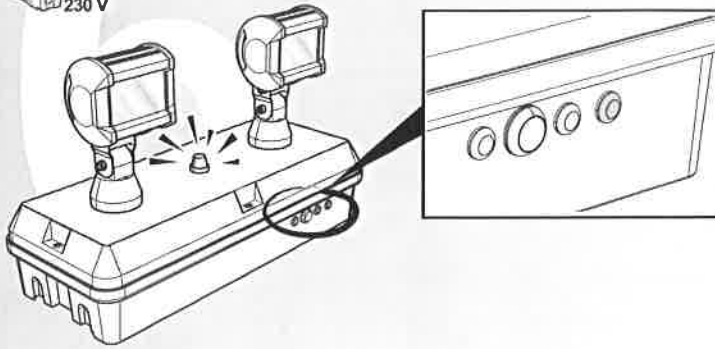




In caso di inattività dell'apparecchio, effettuare la ricarica delle batterie almeno ogni 6 mesi.

If the luminaire is not used, recharging the batteries at least every 6 months.


En cas d'inactivité de l'appareil, recharger les batteries au moins tous les 6 mois.



Dettagli nelle istruzioni del codice OVA53172 Exiway Smart Control VLDP.

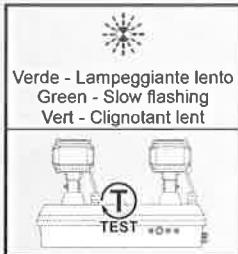
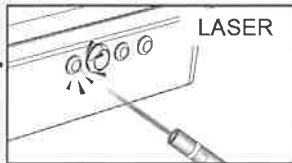
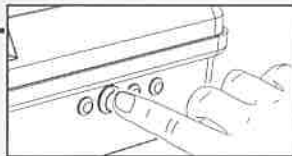
Details on the OVA53172 Exiway Smart Control VLDP instruction.

Détails dans les instructions du code OVA53172 Exiway Smart Control VLDP.



NO OK

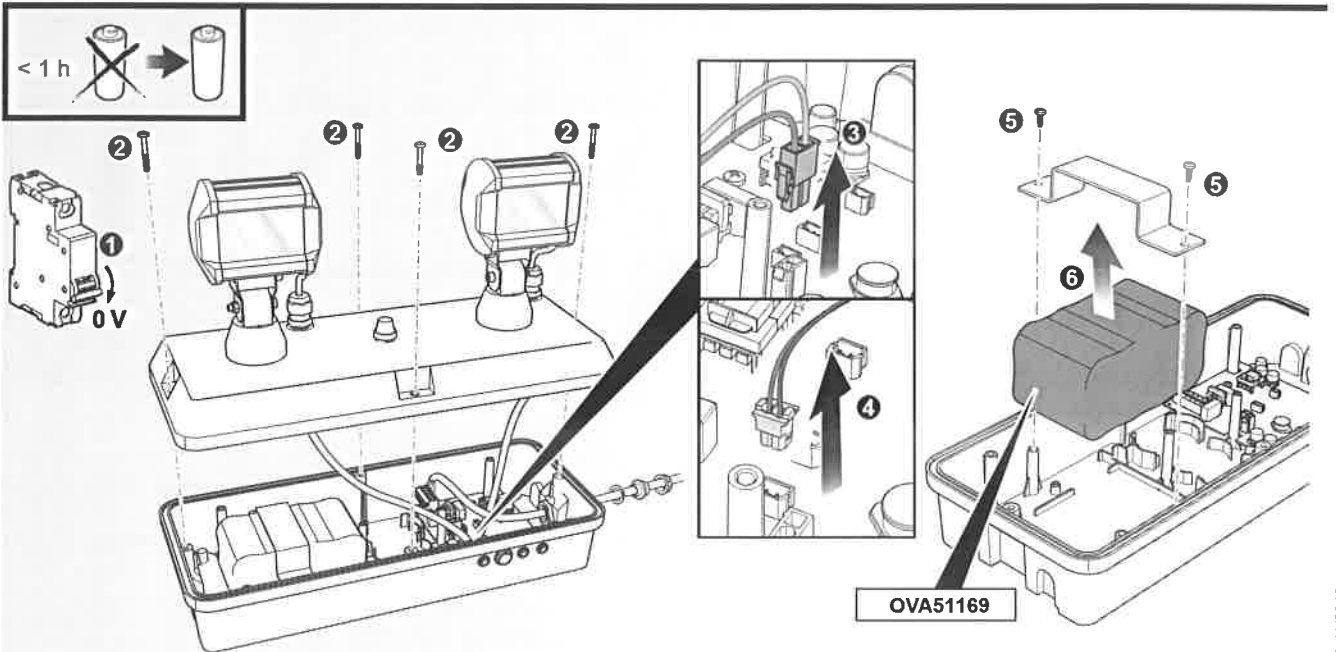
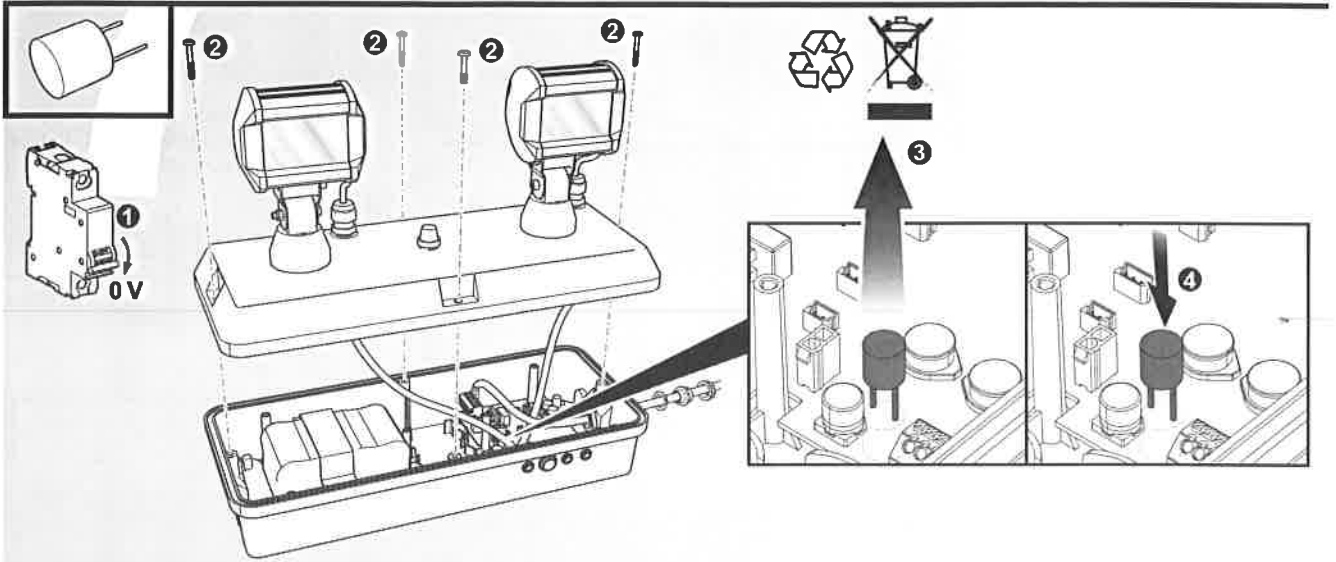
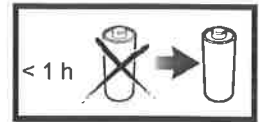
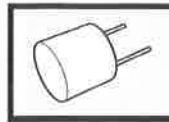
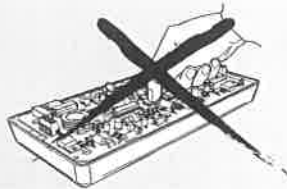
Pulsante 2-10 sec. / Button 2-10 sec. / Bouton 2-10 sec.



Verde - Lampeggiante lento
Green - Slow flashing
Vert - Clignotant lent

		Fisso / Steady / Fixe	Lento / Slow / Lente	Veloce / Fast / Rapide
		Fisso / Steady / Fixe	Lento / Slow / Lente	
	OK	TEST	OK NO OK	230 V

 Led giallo lampeggiante veloce Fast flashing yellow LED DEL jaune clignotante rapide	Errore di collegamento del telecomando Remote control connection error Erreur de connexion de la télécommande
 Led giallo fisso Steady yellow LED DEL jaune fixe	Batteria scollegata / Test di autonomia fallito Battery not connected / Duration test failed Batterie débranchée/Échec test d'autonomie
 Led giallo lampeggiante lento Slow flashing yellow LED DEL jaune clignotante lente	Test funzionale fallito Functional test failed Échec test de fonctionnement
 Led giallo/verde lampeggiante lento Slow flashing yellow/green LED DEL jaune/verte clignotante lente	Test inibito o test funzionale non eseguito per più di 4 settimane oppure test di autonomia non eseguito per più di 52 settimane. Test inhibited or functional test not done for more than 4 weeks or duration test not done for more than 52 weeks. Test inhibé ou test de fonctionnement non effectué pour plus de 4 semaines ou test d'autonomie non effectué pour plus de 52 semaines.

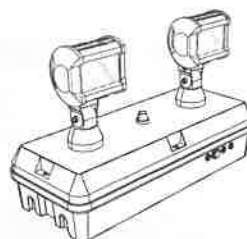


	IP/IK								
OVA48060	65/07	12,8V 6,4Ah LiFePo4	h 1	W 18W	FUSE TR5 6,3A T	VA 11	W 1,5	lm 2400	Kg 3,4

★ ★ ★
 ★ EN 60598-1 ★
 ★ EN 60598-2-22 ★
 ★ EN 62034 ★
 ★ IEC-TR 62778 ★
 ★ Group 2 ★
 ★ ★ ★



< 4,6m



IST002740-Ed.00-11/2018

Schneider Electric Industries SAS
 35 Rue Joseph Monier
 92500 Rueil Malmaison (France)
 Tél : +33 (0)1 41 29 70 00
 Fax : +33 (0)1 41 29 71 00
<http://www.schneider-electric.com>

Questo prodotto deve essere installato, collegato ed utilizzato in conformità alle norme in vigore e/o norme di installazione.
 Per quanto riguarda le normative, specifiche e sviluppo di progetti vogliate di volta in volta chiedere sempre conferma delle informazioni riportate in questa pubblicazione.
 This product must be installed, connected up and used in accordance with current legislation and/or installation standards.
 The information regarding standards, specifications and design developments contained in this publication may not be up to date. Always contact us to obtain the latest information.
 Ce produit doit être installé, branché et utilisé conformément aux normes en vigueur e/ou aux normes d'installation.
 En ce qui concerne la réglementation, les spécifications et la mise au point des projets, merci de demander confirmation au fur et à mesure des informations reproduites dans cette brochure.