


Aladdin



Aladdin ALL-IN ONE
Bi-Color / RGB

USER MANUAL

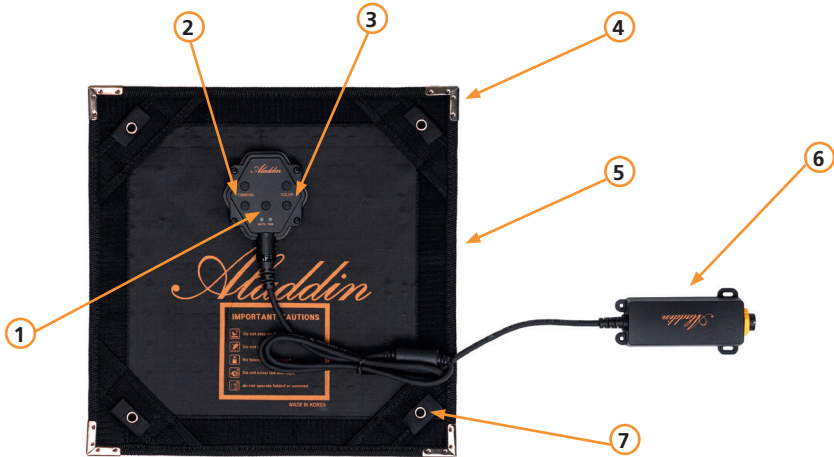
THANK YOU FOR YOUR PURCHASE!

User Manual

Version: 1.0

Aladdin Lights
info@aladdin-lights.com

START-UP GUIDE



1	Switch between RGB and Bi-Color control
2	Dimming control
3	Color temperature control
4	Metal corner (can be attached to magnets)
5	Velcro
6	Metal ring for mounting (can be attached to magnets)
7	Velcro

Unpack your panel and accessories from the box. The panel features a built-in dimmer unit which can be controlled on the back of the panel. Plug in your AC adapter or D-Tap cable to the input box of the panel. If the cable is too short, just use the included extension cable in between. When you connect the AC adapter to the power outlet you're ready to go.

If you have also purchased the optional DMX Attachment (ALL-DMXAT) or the Wired Dimmer (ALL-WDIM) you can put them between the panel (or extension cable) and the AC adapter (or D-Tap cable).

Just note that you need batteries which can handle the power draw of 70 watts from the panel. There's a simple calculation for that:

$$\frac{\text{POWER DRAW (W)}}{\text{BATTERY VOLTAGE (V)}} = \text{MIN. WORKING CURRENT (A)} = \frac{70 \text{ (W)}}{14.8 \text{ (V)}} = \mathbf{4.7 \text{ (A)}}$$

If you are using 14.8V batteries you need at least a working current of 4.7A.

If your battery is rated at 14.8V and 100Wh/6.8Ah you can run your ALL-IN TWO for more than one hour.

For any further questions about using our products please refer to our customer service or watch the instructional videos on www.aladdin-lights.com or [YouTube](#).

DOWNLOAD THE APP

Using your ALL-IN panel with the new app for smartphones is a convenient way of controlling your light. It is available as free download on Android and iOS. You can store your own color filters in the app by dialling the desired RGB / Bi-Color values, have more control over the hues and saturation of lighting effects and much more. Give it a try and you will be amazed about the convenience in your workflow. Find the QR-codes for direct download below.



iOS



Android

IMPORTANT CAUTIONS AND WARNINGS

- Do not use near flammables and heaters.
- Do not expose the unit to direct sunlight for a long period (applies also for storing in a car).
- Do not use the dimmer wire or extension wire to hang or mount the panel.
- Do not bend or fold the panel more than 90 degrees.
- Do not tape directly on the LEDs of the panel - they can burn out.
- Do not damage the product with improper force or cause any impact with heavy objects.
- Do not cut the panel with sharp objects.
- Keep out of reach of children.
- The panel will heat up when running a long period of time on 100% power, make sure to have it in your eyesight at all times. Use the X-BEND holder or frame to assure enough air flow for heat reduction.
- Use the product only within temperature range of -10°C – +40°C.
- Make sure the panel has cooled down before storing it in the pouch or any other case.
- When you have technical problems while using the product, stop using it immediately and contact your dealer / reseller.

WARRANTY

We provide a one year warranty period after the purchase. This warranty covers repairs or a replacement for faulty products within this period. After this warranty has been expired, you can still get repairs for your product which will be charged extra.

Aladdin Lights reserves the right to refuse warranty service on products under disputable conditions.

WARRANTY EXCLUSIONS

In case of any of the below listed causes, the warranty does not apply, even if it is within the free warranty period.


- Product failure due to consumer negligence.
- Product failure due to usage of not compatible power sources.
- Product failure due to disassembly by not official resellers/distributors.

SELECTED OPTIONAL ACCESSORIES



ALL-WDIM

The ALL-IN Series controller allows you more control over the RGB and Bi-Color values as well as effect values and DMX.



FR1X1KIT

Frame with ballhead and diffuser for easy installation and more sturdiness.



ADBALL50

Aladdin Ball with diffuser for softer and round lighting.

TECHNICAL SPECIFICATIONS

Light source	50W Bi-Color / 20W RGB LEDs
CRI	Ra 98
TLCI	98
Color temperature	2900K - 6300K
Beam angle	140°
Dimmer	Dimming: (1%–100%)
Cooling	Passive cooling
Dimmer input	12V to 24VDC
Power unit input	Automatic voltage 100V to 240VAC
Power consumption	70W
Dimensions	300mm (W) x 300mm (H) x 18mm (w/ built-in dimmer)
Weight	400g
Connection	Bluetooth / Connector plug
Temperature range	-10°C – +40°C
DMX512 support	With optional DMX attachment / controller
DMX512	2 Channels - White Bi-Color 3 Channels - RGB



Aladdin
www.aladdin-lights.com

PICTURE BY FAUZEE NASIR